



**MALIBU**

VILLAGE

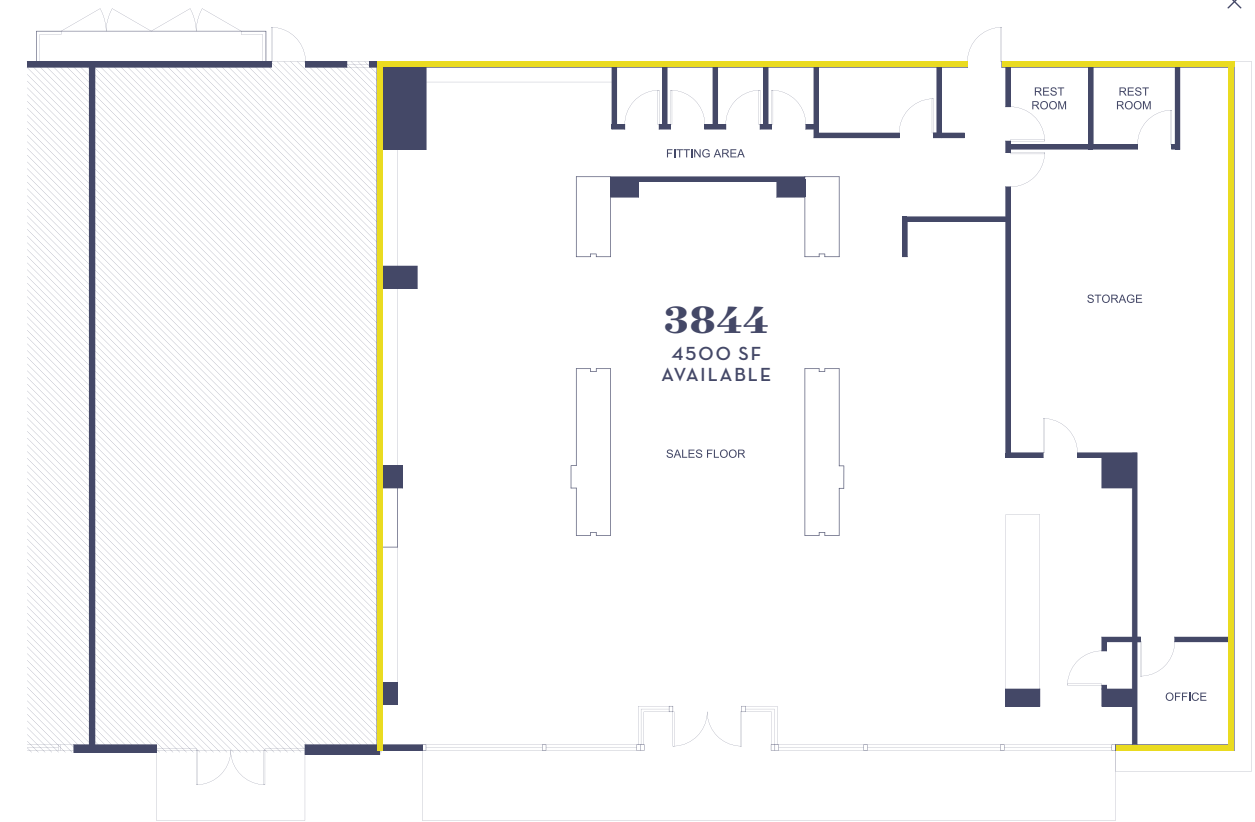


## 4500-Square-Foot Retail Space Available

- 75-feet of retail frontage in thriving center
- 10.5-foot high ceiling
- Prime corner unit
- Can be demised into two suites from 1,500-3,000 square feet
- Visibility from Pacific Coast Highway



Malibu Village is a 50,000 square foot retail center, just off the Pacific Coast Highway in Malibu, California. Malibu is an affluent community that attracts over 15 million visitors annually for its spectacular natural beauty, which is distinguished by the Pacific Ocean and the Santa Monica Mountains. Malibu Village is located in the heart of Malibu near the Malibu Country Mart and the Malibu Lumber Yard.





## 1500-Square-Foot Retail Space Available

- 24-feet of retail frontage in thriving center
- 20-foot high ceiling
- Adjacent to Soul Cycle and new restaurant with dining patio
- Views of Malibu Creek
- Visibility from Pacific Coast Highway



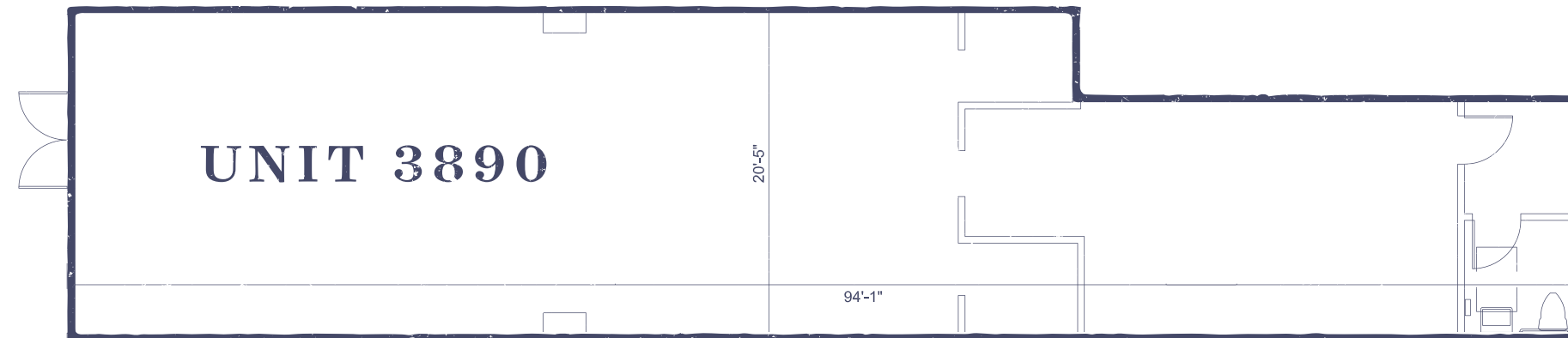
Malibu Village is a 50,000 square foot retail center, just off the Pacific Coast Highway in Malibu, California. Malibu is an affluent community that attracts over 15 million visitors annually for its spectacular natural beauty, which is distinguished by the Pacific Ocean and the Santa Monica Mountains. Malibu Village is located in the heart of Malibu near the Malibu Country Mart and the Malibu Lumber Yard.





## 1,800-Square-Foot Retail Space Available

- 20 feet of retail frontage in thriving center
- High bow truss ceiling
- Skylights
- Adjacent to Grom Gelato, Sephora and Soul Cycle
- Visibility from Pacific Coast Highway




Malibu Village is a 50,000-square-foot retail center, just off Pacific Coast Highway in Malibu, California. Malibu is an affluent community that attracts over 15 million visitors annually for its spectacular natural beauty, which is distinguished by the Pacific Ocean and the Santa Monica Mountains. Malibu Village is located in the heart of Malibu near the Malibu Country Mart and the Malibu Lumber Yard.





## 665-Square-Foot Retail Space Available

- 15-feet of retail frontage in thriving center
- 20-foot high ceiling
- Adjacent to Wells Fargo Bank and new restaurant with dining patio
- Views of Malibu Creek
- Visibility from Pacific Coast Highway



Malibu Village is a 50,000 square foot retail center, just off the Pacific Coast Highway in Malibu, California. Malibu is an affluent community that attracts over 15 million visitors annually for its spectacular natural beauty, which is distinguished by the Pacific Ocean and the Santa Monica Mountains. Malibu Village is located in the heart of Malibu near the Malibu Country Mart and the Malibu Lumber Yard.





# SITE PLAN

CROSS CREEK ROAD

**BUILDING A**




**BUILDING C**

PACIFIC COAST HIGHWAY



**BUILDING B**





FOR MORE INFORMATION, CONTACT:

**JAY LUCHS**

NEWMARK GRUBB KNIGHT FRANK

(310) 407-6585 | [JAY.LUCHS@NGKF.COM](mailto:JAY.LUCHS@NGKF.COM)

**THERESE CRON**

JAMESTOWN

(805) 593-0200 | [THERESE.CRON@JAMESTOWNLP.COM](mailto:THERESE.CRON@JAMESTOWNLP.COM)

